



# Redbud Quilt Guild Newsletter

President: Cathy Wilson  
Vice President: Andie Wolven  
Secretary: Sally Detwiler  
Treasurer: Janet Dunlap

Publication 2015-2  
Facebook: [RedbudQuiltGuild](https://www.facebook.com/RedbudQuiltGuild)  
Web: <https://www.facebook.com/RedbudQuiltGuild>  
1 October, 2015

## Presidents Note

Dear Friends,

Fall has arrived. The river sparkles in a special way. The leaves are starting to drift down. The birds are gathering and leaving. The garden is offering up its final treats. Evenings come sooner, too. It seems easier to find time to work on indoor projects. Before diving into those fall activities it is good to reflect on the last few months.

Our annual bus trip to Quilt Odyssey is always a high point of the summer. The day is spent in the company of individuals who enjoy all things quilt related. There are enjoyable conversations, laughs and good meals together. We get to see the latest in quilting trends, tools, and fabrics. We always are able to find those special treasures which will enhance our quilting activities.

We are also treated to an amazing exhibition of quilts by gifted quilters. The involved designs, complex

construction and stellar quilting are earmarks of these show stoppers. It is a celebration of creativity and skill!

At first, I am over whelmed by the number of pieces to view and by the press of people trying to see each item.

As a result, it often takes me several sessions to see the entire display and to carefully revisit the entries I find most interesting. (Yes, I am one of those who reads each historical note and artist's statement.) When I finally make a People's Choice selection my program is full of notes.

This year a miniature caught my eye. Titled "A Labor of Love" by Sharon L. Scholotzhauer, the quilt is less than 12" by 18" and incorporates a variety of techniques and materials. In the foreground of a simple landscape a woman raises her arm high. She holds a paintbrush in her hand. From the brush tip a wide rainbow of color and quilting designs spreads across the sky making it rich and exciting. The artist

explains, “all quilters are artists who take a palette of fabric and create beautiful art.”

This little piece expressed, to me, how we quilters add beauty to our world and to the lives of those with whom we share our quilts. It helped me see my stash as a palette – from which the elements of color and design can be combined in original and beautiful ways. The realization revived the glow of creativity. The miniature got my vote, hands down.

It seems to me, inspiration is different for everyone. The urge to create is a part of human nature but what inspires us changes with time and experience. Often we find inspiration unexpectedly as did I in this small quilt. When we are inspired we are eager to explore, to learn, to grow, and to try new ideas, colors and designs.

This fall, I hope you find inspiration in abundance and that it enriches your quilting experience.

Happy Quilting --- Cathy W.

## Penny Hindman

---

Don't miss our regular meeting on October 13<sup>th</sup>. Penny Hindman will talk about “Needles and Threads”. Then we will have a magazine and book sale.

## Welcome

---

The Redbud Quilt Guild was established in 1992 under the influence of Ann Overmeyer. She moved here from the Lancaster area, was an avid quilter, and became our organizer and first president. She died in 2003 and we have a quilt show award named in her honor. It is awarded to a Guild Member and their entry and is based on votes by Guild Members who attend the show before 6:00 pm on the Friday of the quilt show.

## Events

---

Oct 3:	Canal Day at Mt. Union
Oct 10:	Hartzlog Day
Oct 13:	Regular Meeting
Oct 16-18:	Fulton County Quilt Club Show
Nov 10:	Regular Meeting
Nov 20-22:	Fall Retreat
Dec:	Holiday Diner
Jan 12:	Regular Meeting

## Books & Quilts

---

The Redbud Quilt Guild members and quilters from St. Luke's Labourers of Love from Mount Union provided a total of 36 quilts for the Books & Quilts project. The Mount Union Community Library is adding books with the quilts for children. Thank you to all who helped in this wonderful project.

## Pink Quilt

---

By Sally Detwiler

Carol, a student in Sally Detwiler's Altoona quilt class (May, 2015), made her Milky Way star quilt using pink fabrics. She said she used pink fabrics because she was planning to donate it to breast cancer awareness.

In August Carol called Sally to say that a friend Carol used to work with has breast cancer. The woman will have to go through chemotherapy, a double mastectomy, and a hysterectomy.

Carol gave this woman the pink Milky Way quilt she made. Way to go, Carol! Hopefully the cheery quilt will bring some comfort to this breast cancer patient.

## Web Page

---

You probably already know that we have a Facebook page (<https://www.facebook.com/RedBudQuiltGuild>), but do you now that we also have a web page? The URL address is <http://RedbudQuiltGuild.weebly.com>. From the web page, you can access our activities, newsletters, donations, archives, and links. You can even send email (including newsletter inputs) to our guild at [RedbudQuiltGuild@yahoo.com](mailto:RedbudQuiltGuild@yahoo.com). Happy surfing.

## Sewing Advice

---

Look! Janet Dunlap found some very interesting, old, sewing advice.

### **ADVICE FROM A SINGER SEWING MANUAL FROM 1949:**

"Prepare yourself mentally for sewing. Think about what you are going to do... Never approach sewing with a sigh or lackadaisically. Good results are difficult when indifference predominates. Never try to sew with a sink full of dirty dishes or beds unmade. When there are urgent housekeeping chores, do these first so your mind is free to enjoy your sewing. Put on a clean dress. Keep a little bag full of french chalk near your sewing machine to dust your fingers at intervals. Have your hair in order, powder and lipstick put on. If you are constantly fearful that a visitor will drop in or your husband will come home, and you will not look neatly put together, you will not enjoy your sewing."

## Birthdays

---

October	26	Ann Gilliland
October	31	Cynthia Speck
November	16	Linda Grove
November	18	Marie Carson
November	20	Elaine Harmon
December	10	Marsha Closz
December	12	Betty Clark
December	20	Gaynell Boor

May you all have a very Happy Birthday!

## Challenge 2016

---

### “Quilt With A Purpose”

This year’s challenge will be to design and create quilts to be auctioned: the proceeds will be donated to charity. The person whose quilts earn the most money for the charity will be the Grand Prize winner. There will also be first, second and third place ribbon winners, voted for by our Guild members. There is no limit to the number of quilts that one person can make.

This challenge is based on the Alzheimer’s Art Quilt Initiative which was a national fundraiser that realized its goal of raising 1 million dollars for Alzheimers research in 2013. Red Bud would like to bring this idea to our own area and pick a local charity to receive the proceeds of a silent auction at next year’s Quilt Show. So warm up your sewing machines and make some quilts for charity.

## Fall Retreat

---

The Fall Retreat will be at the Tranquil Lodge (in Huntingdon) from 20 - 22 November, 2015. The cost is \$23.00 per night or \$15.00 for a day. We will be working on the quilt to be raffled to help offset the cost of the quilt show. Cathy and Mary have already cut some fabric into strips. Remember to bring your sewing machine.

## Challenge Rules

---

**SIZE:** Must be 9” X 12” (held in either direction)

**PATTERN:**

- 1) Can be an original pattern
- 2) Can be made from a non-copyrighted pattern
- 3) Can be made from a copyrighted pattern if written permission is obtained from the designer. Patterns will tell you if they have a copyright and cannot be created for sale and most designers have an email address where you can write and request permission.

**TECHNIQUE:** Any. Must be 3 layers: top, batting, backing.

**LABEL:** Include name of quilt, your name, city and date.

**BINDING:** Any kind.

**HANGAR:** Add a sleeve.

## Name Tags

---

Please wear a name tag to Redbud meetings. This is a great idea. I don’t know about you guys, but I am terrible with remembering names. There is even some talk about a forgetful tax!

# I Love Our Quilt Show

---

By Sally Detwiler

I joined Redbud Quilt Guild in 1995; therefore, this is my 20<sup>th</sup> year in the guild. The quilt show is one of my favorite activities that the guild does.

I love that people come together to celebrate the art of quilting at the quilt show. It's fun to listen to great comments people make about different areas of the quilts and about quilting in general and to marvel at how beautiful the quilts are.

I love that quilts are hung so that we can see the whole quilt. I like to see how the quilter put the pieces/blocks together, what borders and binding he/she used, and what quilting was done on the quilts. I want to see the colors, fabrics, new techniques, and patterns the quilters (especially my quilting friends) used to create their quilts for the year.

I love to see my quilting friends get ribbons from a judge for the many hours of work that they put into their quilts.

It certainly warms my heart when I see a quilt made by a former quilt class student of mine because it means that he/she went on after my class to make more beautiful creations and is enjoying quilting.

The items for sale at the craft table are high quality because they are made by the members of the guild. I buy many items for gift giving for the year.

I usually spend my time at the demonstration area. From there I answer questions about the quilts in the show or general quilting questions. This year I thought there were a large number of people who want to learn to quilt. Some tried quilting on their own and had problems or questions, and some want to try quilting to see if they like it.

I think the quilt show brings a lot of joy to the members of our guild and to the people who come to see it. It certainly brings a lot of enjoyment to me.

# Christmas at Grandma's

---

By Leo Juarez

For as long as I can remember; when I was growing up, we went to Grandma's house every year for a Christmas party. She was divorced and had a second husband named Tommy.

I remember looking out the car window on the way over to their house and seeing Christmas lights on almost every house. In those days, it was rare to see a house without Christmas lights. As soon as we got there, Grandma would immediately get us diet Shasta

sodas and snacks. My siblings and I thought that they were rich because they had a very nice house with lots of stuffed animals on the walls.

We always had the same thing for dinner – chilly! I did not like the chilly because it had lots of unknown things all diced up and mixed in with it (like green olives, black olives, corn, and who knows what else).

After we ate, they would give us presents. The only gift that I can specifically remember getting was a shirt with wide black and red horizontal stripes. It looked like something a Hawaiian tourist would wear. We never brought them gifts, but they invited us over every year anyway.

I moved away in 1980 and never went to another one of Grandma's Christmas parties. Currently, she is a 92 year old widow, living in another house, in another state.

Nowadays during Christmas, I drive down the road and only see a few houses with Christmas lights displayed and I remember the good old days-- Christmas at Grandmas. Then I think, "boy, it would be nice to have a bowl of Grandma's Chilly."

## Editors Blog

---

By Susan Juarez

I have been making quilts of some sort since I was a young girl; however, I started making quilts as a

hobby about twenty years ago. I have quite a collection of quilt magazines and books built up over the years, some of them I just looked at the pictures, ☺, and some of them I read through. A couple years ago, I joined the Redbud Quilt Guild in a bid to get out of the house once in a while. It was a wonderful decision. I really enjoy the meetings and the camaraderie shown at them.

I have learned some very interesting information about quilts and the making of them and have seen some truly awesome quilts made by the members. For instance, I entered a quilt in the quilt show this year and, when I picked up my quilt, there was a note attached that said something about the corners not being opposite or something like that. I had absolutely no idea what the note meant until a meeting when Mary and Cathy talked about the show and described the corners of the binding and how the bulk should be divided between the sides by putting the folds on opposing sides of the corners. I had never heard of that! Mary also showed us how to join the ends of the binding – thank you Mary! I have finished four quilts in the past month and have been very pleased with the way the binding finished out and how the corners are mitered and neat and not bulky.

I have grown so much as a quilter since I met the ladies of the Redbud Quilt Guild and look forward to learning more and more of this great craft in the coming months and years.

# Mix & Match

---

- 1 A Visit from St. Nicholas (Twas The night before Christmas) 1823/1837
- 2 Blue Christmas 1948
- 3 Do you hear what I hear 1962
- 4 Frosty the snowman 1950
- 5 Grandma got run over by a reindeer 1979
- 6 Hark! The herald angels sing 1739
- 7 I'll be home for Christmas 1943
- 8 I saw mommy kissing Santa Claus 1952
- 9 Let it snow! Let it snow! Let it Snow 1945
- 10 Little drummer boy 1958
- 11 One Horse Open Sleigh (Jingle bells) 1822-1893
- 12 Rudolph the red nosed reindeer 1939
- 13 Santa Claus is coming to town 1934
- 14 Silent Night 1818
- 15 White Christmas 1940
- 16 Winter wonderland 1934

- A Billy Hayes & Jay W. Johnson
- B Bing Crosby
- C Charles Wesley
- D Clement Clarke Moore
- E Felix Bernard & Richard B. Smith
- F Irving Berlin
- G James Lord Pierpont
- H Joesph Mohr & Franz Xaver Gruber
- I John Frederick Coats & Haven Gillespie
- J Katherine K. Davis
- K Noel Regney & Gloria Shayne Baker
- L Randy Brooks
- M Robert L. May
- N Sammy Cahn & Jule Styne
- O Tommie Connor
- P Walter "Jack" Rollins & Steve Nelson

# Cryptogram

---

BZW ZLUHQRD PWRPLY HP R BHEW  
BL IWUWFMRBW XRHBZ, ULKW,  
XMHWYQP, XREHUD, RYQ XLLQ!  
LZ... RYQ BL XMRYBHIRUUD  
XHYHPZ BZLPW OHXBP DLN'KW  
FWWY ERSHYO!


Hint: M = R

# Christmas Poem

---

A Christmas favorite that we all know and love "A Visit From St. Nicholas" (also known as Twas The Night Before Christmas), was first published anonymously in a New York newspaper (Sentinel) on December 23, 1823. Clement Clarke Moore claimed ownership in 1837 and it was published in a book of poems in 1944. There are four hand-written original copies of this poem. Three are in museums and one was sold to a private collector in December 2006.

# CrossWord



## ACROSS

- 1 Red nosed sleigh puller
- 3 Poker player's need
- 9 Sleigh puller
- 10 Wreath
- 12 Garland
- 13 Above many kisses
- 15 Gladness
- 17 Sled
- 20 Things put up at holidays
- 22 Ringing musical instruments
- 24 Christmas song
- 25 One of Santa's reindeer
- 26 Christmas scene
- 27 Halo wearer
- 28 Miser

## DOWN

- 2 Winter flower
- 4 Sheep caregiver
- 5 Where Santa lives
- 6 Santa's reindeer
- 7 Heavy cake with nuts and dried fruit
- 8 Frosty was one
- 11 Icy
- 14 One of Santa's reindeer
- 16 Hose
- 18 Christmas plants
- 19 Toffy
- 21 Round treats
- 23 Christmas man



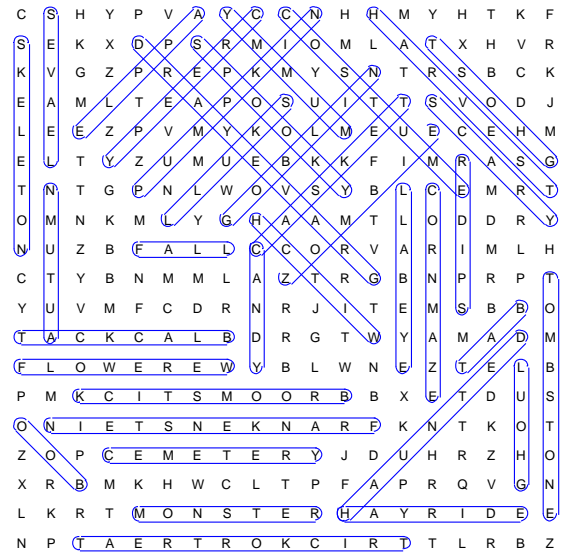

# Word Search

---

C S H Y P V A Y C C N H H M Y H T K F  
S E K X D P S R M I O M L A T X H V R  
K V G Z P R E P K M Y S N T R S B C K  
E A M L T E A P O S U I T T S V O D J  
L E E Z P V M Y K O L M E U E C E H M  
E L T Y Z U M U E B K K F I M R A S G  
T N T G P N L W O V S Y B L C E M R T  
O M N K M L Y G H A A M T L O D D R Y  
N U Z B F A L L C C O R V A R I M L H  
C T Y B N M M L A Z T R G B N P R P T  
Y U V M F C D R N R J I T E M S B B O  
T A C K C A L B D R G T W Y A M A D M  
F L O W E R E W Y B L W N E Z T E L B  
P M K C I T S M O O R B B X E T D U S  
O N I E T S N E K N A R F K N T K O T  
Z O P C E M E T E R Y J D U H R Z H O  
X R B M K H W C L T P F A P R Q V G N  
L K R T M O N S T E R H A Y R I D E E  
N P T A E R T R O K C I R T T L R B Z

apple	corn maze	graveyard	skeleton
autumn	costume	harvest	skull
bat	creepy	haunted	spider
black cat	eyeball	hayride	spooky
boo	fall	leaves	tombstone
broomstick	frankenstein	monster	trick or treat
candy	ghost	mummy	werewolf
casket	ghoul	pumpkin	witch
cemetery	goblin	scary	zombie

# Puzzles Answers



1. D
2. A
3. K
4. P
5. L
6. C
7. B
8. O
9. N
10. J
11. G
12. M
13. I
14. H
15. F
16. E

The holiday season is a time to celebrate faith, love, friends, family, and food! Oh... and to frantically finish those gifts you've been making!